










Pattern Name: Red Chicken
Designed By: XStitch Design: Cross Stitch Pro
Company: Original Photo by:
Copyright: Copyright 2008, Cross Stitch Pro. All Rights Reserved.
Fabric: Aida 14, White
 20w X 24h Stitches
Size(s): 14 Count, 1-3/8w X 1-5/8h in
 18 Count, 1w X 1-1/4h in


Floss Used for Full Stitches:

Symbol	Strands	Type	Number	Color
	2	DMC	470	Avocado Green-LT
	2	DMC	606	Bright Orange-Red
	2	DMC	666	Christmas Red-BRT
	3	DMC	743	Yellow-MD







Floss Used for Quarter Stitches:

Symbol	Strands	Type	Number	Color
	2	DMC	400	Mahogany-DK
	2	DMC	606	Bright Orange-Red
	2	DMC	666	Christmas Red-BRT
	3	DMC	743	Yellow-MD
	2	DMC	783	Topaz-MD

Floss Used for French Knots:

Symbol	Strands	Type	Number	Color
	1	DMC	400	Mahogany-DK. Eye for chicken. Use 3 strands and wrap around needle 2 times. Don't make knot too large. Keep in proportion to chickens.

Floss Used for Back Stitches:

Symbol	Strands	Type	Number	Color
	1	DMC	400	Mahogany-DK. Outline chicken
	1	DMC	470	Avocado Green-LT. "seeds"
	1	DMC	606	Bright Orange-Red
	1	DMC	666	Christmas Red-BRT. Text
	3	DMC	743	Yellow-MD. Beak, head, and legs.
	1	DMC	783	Topaz-MD. Eye area, "seeds"

Notes:

Please note: 3/4 stitches are indicated by a quarter stitch symbol and a corresponding backstitch. For better coverage, diagonal stitches have been added.

Consider crayon tinting the background for added depth and interest. Instructions for crayon tinting can be found on our website. www.crossstitchpro.com

You can find hundreds of patterns like this at www.crossstitchpro.com Sign up for our free monthly newsletter.

This pattern is for your personal use only. Only Cross Stitch Pro and it's licensees are permitted to distribute it. Do not sell it, copy it, or redistribute it in any way or form. It is copyrighted by Cross Stitch Pro. If you purchase this pattern from somewhere else, or have downloaded it free from another source (person or website), it is copyright Copyright 2007, Cross Stitch Pro. All Rights Reserved.

infringement.

To keep cross stitch designers like myself in business, please be honest and don't participate in any copyright infringement activity, and also please contact Cross Stitch Pro to report any copyright infringement. It will be greatly appreciated. Thank you.

Usage Summary**Strands Per Skein:** 6**Skein Length:** 313.0 in

Type	Number	Full	Half	Quarter	Petite	Back(in)	Str(in)	Spec(in)	French	Bead	Skein Est.
■ DMC	400	0	0	2	0	3.2	0.0	0.0	1	0	1.000
■ DMC	470	7	0	0	0	0.2	0.0	0.0	0	0	1.000
■ DMC	606	50	0	22	0	0.7	0.0	0.0	0	0	1.000
■ DMC	666	18	0	17	0	1.5	0.0	0.0	0	0	1.000
■ DMC	743	72	0	1	0	2.5	0.0	0.0	0	0	1.000
■ DMC	783	0	0	4	0	0.8	0.0	0.0	0	0	1.000

